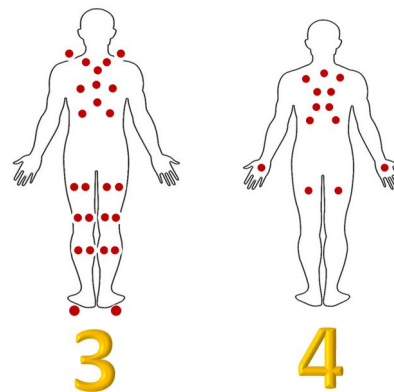
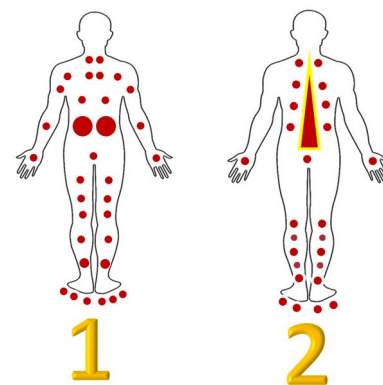
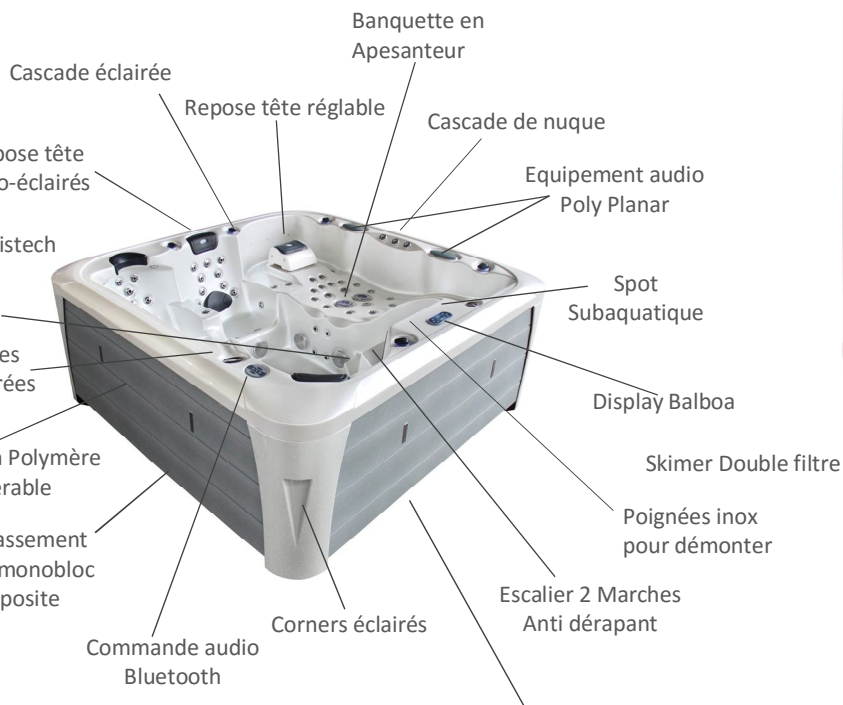
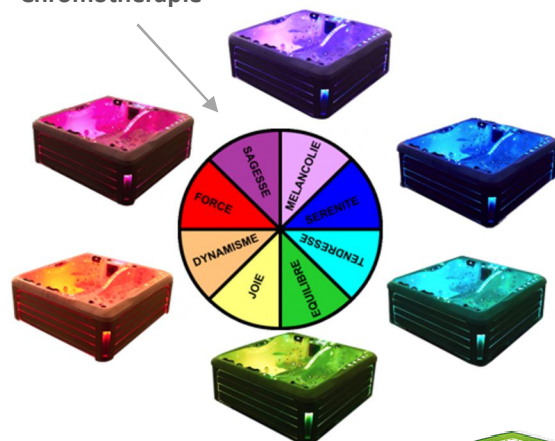


Apesanteur Spa - Modèle ES 3.1 Ap


FICHE TECHNIQUE



Chromothérapie



Dimensions : 2,30m x 2,30m x 90cm
4/5 Personnes- 101 Jets- 4 Pompes



- | | | |
|----------------------------|-----------------------------------|--------------------------------|
| 1 - Repose tête (éclairés) | 6 - Cascade fontaine éclairée | 11 - Acrylique Aristech (USA) |
| 2 - Repose tête réglable | 7 - Skimer double filtre | 12 - Buses Inox |
| 3 - Speaker Poly Planar | 8 - Display Balboa | 13 - Marches anti dérapant X 3 |
| 4 - Cascade de nuque | 9 - Massage Nuque / Trapèzes | 14 - Cascade éclairée |
| 5 - Apesanteur expérience | 10 - Coussin repose lombaires x 2 | 15 - Dorsal massage expérience |
| | | 16 - Réchauffeur Balboa 3Kw |

